



LOWBOY, 35 TON
2 AXLE, DETACHABLE NON GROUND BEARING,
MAXIMUM PAYLOAD 70,000 LBS



LOWBOY, 35 TON

Features & Benefits




24" Deck Height



With a standard deck height of 24", Globe Trailers have lower overall height, which allows taller loads to be hauled.

12" Cross Member Spacing




Standard 12" stubbed cross member spacing produces added strength to the trailer and also less stress on the decking, leading to a longer life of the decking material.

High Quality Steel



Constructed with 100,000 psi yield strength steel for the side rails and main beams. The high tensile steel ensures the designed camber is retained, and allows for a longer product service life.

Added Security



Globe Trailers air lock with safety bar and spring extended pin ensures that the gooseneck locking pin will remain secured even if air pressure is lost.

STEMCO Wheel Warranty



5 year wheel end warranty. Guardian wheel seals, Pro-Torq spindle nuts and Sentinel hub caps.

Standard Outriggers



Standard removable outriggers.

Air Bags



30,000 pound rated large diameter air bags are standard. This allows for lower operating pressure and higher capacity when needed.

Decking Options



Oak: Standard.
Apitong: Best strength to weight ratios of natural woods.
Rumber: Composite which is impervious to fluids, mud, oil and UV rays.

Warranty



Globe Trailer's 10 year structural warranty on all lowboys is the best in the industry. Most competitors offer only a 5 year warranty. This shows how committed Globe Trailers is to it's customers.

LOWBOY, 35 TON

Features & Benefits




Multi Position Ride Height




Multi Position Ride Height options. Makes adjustments for various 5th wheel heights easy and allows for larger ground clearance or lower deck height.

V-Style Guide



V-Style guide with front tapered beams helps position the gooseneck locking pin, which makes hooking up to a Globe Trailer fast and easy. The locking pin guide rim helps prevent the gooseneck locking pin from coming loose in transit.

Centrally Located Fittings



Air, electric and hydraulic (when applicable) fittings are all centrally located at the base of the gooseneck inside a bolster. This makes for quick and easy connect and disconnect. The fittings are protected from possible contact with equipment being loaded or unloaded.

Color Coded Hoses



Color coded air hoses allow for easy trouble shooting and maintenance.

Color Options



Globe Trailers can powder coat to the color of your choice.

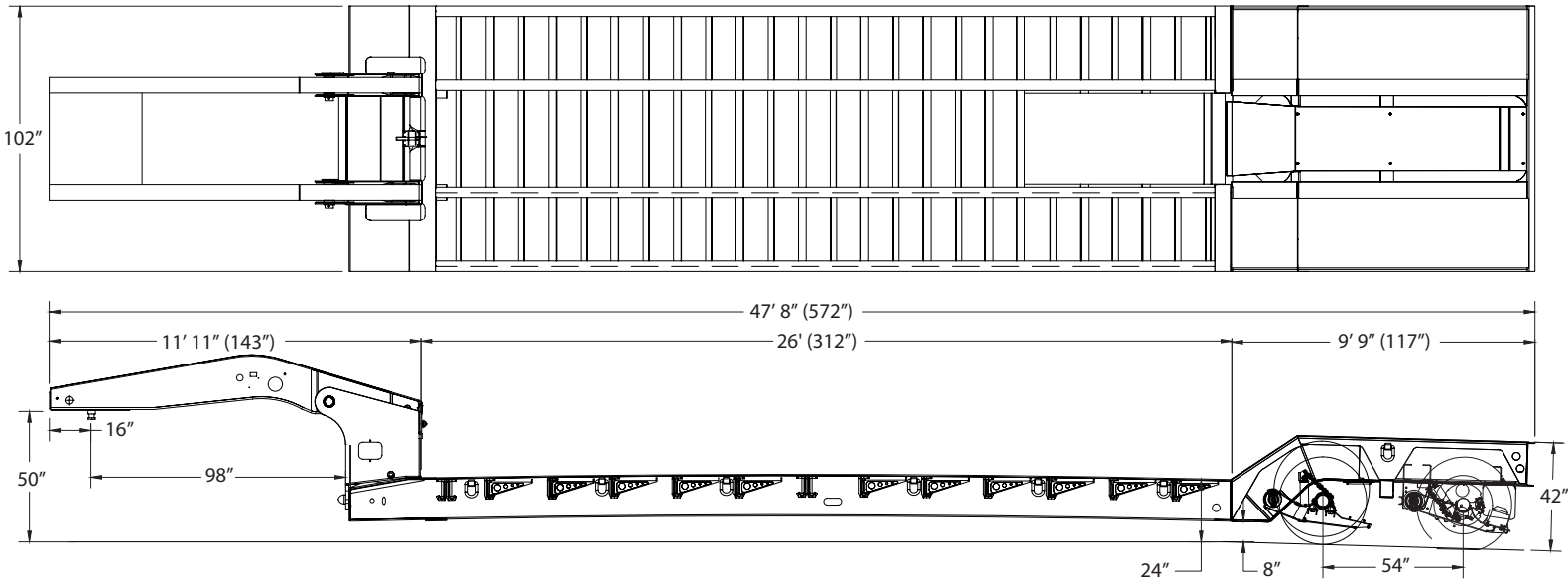
Lighting System



All Lighting is LED and mounted in rubber grommets to DOT standards.



All Globe Trailers are 100% powder coat finished. The entire process takes place at Globe's manufacturing facility. This eliminates the possibility of contamination occurring in transit between process phases. The process starts with sandblasting the trailer to near white, preheating the trailer steel in a dedicated, gas fired oven to optimum bonding temperature and applying an electrostatically charged zinc rich primer. The trailer then goes back in the oven to allow the primer to bond. After the primer has bonded, a top coat chosen from one of Globe Trailers' 188 color options is applied before once more going back in the oven to cure. The result is a durable, easily cleaned finish that protects the trailer from corrosion and ensures a long service life.



Overall Length	Overall Width	Gooseneck Length	Lower Deck Length	Lower Deck Height	Rear Deck Length	Rear Deck Height	Ground Clearance
47' 8" (572")	8' 6" (102")	11' 11" (143")	26' (312")	24"	9' 9" (117")	42"	8"

Main Deck	
Main Beam	16" T-1 Steel
Centers	41" Standard
Side Rails	16" T-1 Steel
Crossmembers	10" & 4"
Spacing	12"
Outriggers	Removable Standard
# Of Outriggers	15
# Of D-Rings	6
Front Ramps	Steel 18" x 31" Standard
Rear Deck	
Riser	35° Rear Bridge Ramp
Rear Deck Beam	16.5" Steel T-1
Rear Well Style	Boom & Bucket Drop Style
# of D-Rings	1
Decking/Flooring	
Main Decking	1.75" (Oak Full Width)
Wheel Covers	Steel Cover D-Plate
Well Decking	Removable D-Plate - Full Length
Electrical	
Lights	LED Plus 2 - Rear Strobes
Connector	7 Way Connector
Tires & Rims	
Tires	255/70R x 22.5 "H"
Rims	8.25 x 22.5 Hub Piloted
Hydraulics	
Wet Line Kit - Wing Nut Connection	
11 HP Honda - Gas	

Axles, Suspension, & Running Gear	
# of Axles	2
Axle Spacing	54"
Axle Capacity	25,000lbs
Axle Track	77 1/2"
Brakes	16 1/2" x 7" - 25K
ABS	2S1M
Axle 1	Fixed Type 30 Non-ABS
Axle 2	Fixed Type 30/30 ABS
Cush Air Ride Suspension - 25K	
Auto Dump	
Gooseneck	
King Pin Style	Fixed
King Pin Setting	16"
Swing Clearance	98"
5th Wheel Height	50"
King Pin	2" Fixed
Ride Height	4-Position
Finish	
Sandblast & Powder Coat (Red)	
Mud Flaps & Reflective Tape	
Flag Holders	

Dealer: