



LOWBOY, 60 TON
60 Ton 3+2
60LB160306



PRD: 00090912 A.1



LOWBOY, 60 TON
3 AXLE, DETACHABLE NON GROUND BEARING,
MAXIMUM PAYLOAD 120,000 LBS



HIGH QUALITY STEEL

NuStrength™
HIGH PERFORMANCE STEEL
NuStrength™ HR100

**HIGH
PERFORMANCE
STEEL**

ULTRA HIGH STRENGTH SHEET
100 KSI / 700 MPA SHEET STEEL COMPARISON

Melted and Manufactured in the USA

Constructed with T-1 100K PSI yield strength Steel. The High Tensile Steel ensures the designed camber is retained, and allows for a longer product service life.

MULTI POSITION RIDE HEIGHT



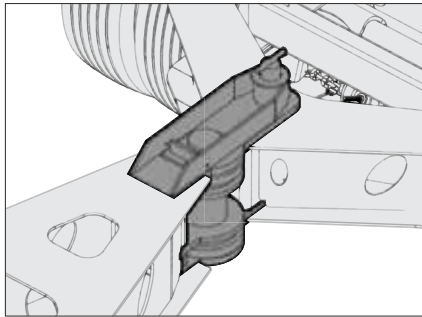
Multi Position Ride Height options. Makes adjustments for various 5th wheel heights easy and allows for larger ground clearance or lower deck height.

AIR BAGS



30,000 pound rated large diameter air bags are standard. This allows for lower operating pressure and higher capacity when needed.

KNUCKLE JOINT



The knuckle joint helps the driver maneuver the trailer and stinger more efficiently and safely.

LIGHTING SYSTEM



All Lighting is LED and mounted in rubber grommets to DOT standards.

STINGER ASSEMBLY



The Stinger Assembly increases the wheel base of the trailer when attached to the rear trailer frame. The Stinger Assembly is used for heavy hauling situations where regulations and specific axle loads must be adhered to.



DECKING OPTIONS



Oak: Standard.

Apitong: Best strength to weight ratios of natural woods.

Rumber: Composite which is impervious to fluids, mud, oil and UV rays.

CENTRALLY LOCATED FITTINGS



Air and Electric fittings are all centrally located at the base of the gooseneck. This makes for a quick and easy connect and disconnect.

COLOR OPTIONS



Globe Trailers can powder coat to the color of your choice.

COLOR CODED HOSES



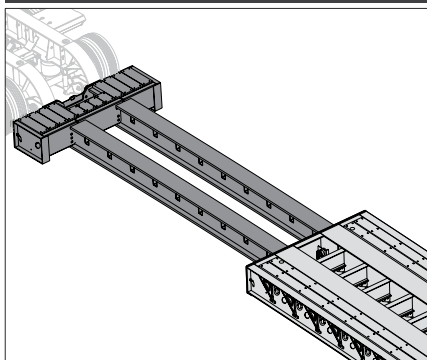
Color coded air hoses allow for easy trouble shooting and maintenance.

22" DECK HEIGHT



With a standard deck height of 22", Globe Trailers have lower overall height, which allows taller loads to be hauled.

EXTENDABLE DECK



The lower deck is expanded to carry large shipments.

STEMCO WHEEL WARRANTY



5 year wheel end warranty. Guardian wheel seals, Pro-Torq spindle nuts and Sentinel hub caps.

WHEEL OPTIONS



All Globe trailers come with standard HUB piloted disc wheels. Wheels are also available in all Aluminum or Outer Aluminum.

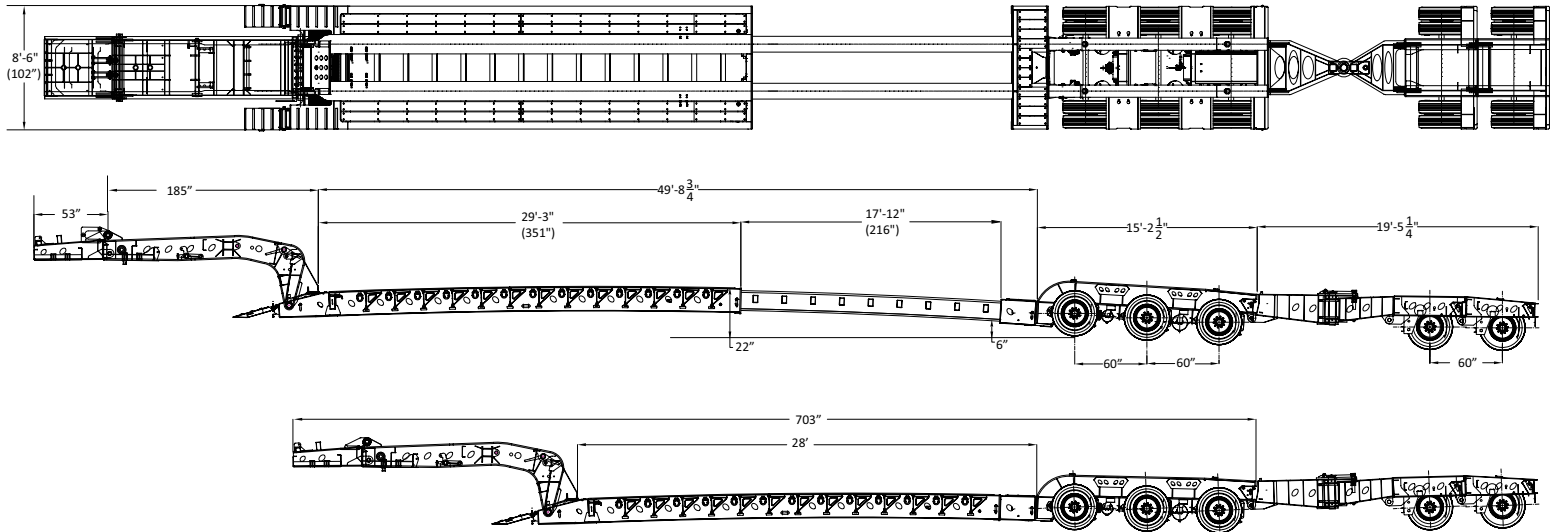


All Globe Trailers are 100% powder coat finished. The entire process takes place at Globe's manufacturing facility. This eliminates the possibility of contamination occurring in transit between process phases. The process starts with sandblasting the trailer to near white, preheating the trailer steel in a dedicated, gas fired oven to optimum bonding temperature and applying an electrostatically charged zinc rich primer. The trailer then goes back in the oven to allow the primer to bond. After the primer has bonded, a top coat chosen from one of Globe Trailers' 188 color options is applied before once more going back in the oven to cure. The result is a durable, easily cleaned finish that protects the trailer from corrosion and ensures a long service life.

FLIP BOX



Flip box length options are available to achieve longer swing clearances when needed for longer truck frames or when coupling to single or multi-axle jeeps.



Trailer Model: GTBN603-59-28-HGG

Weight: Apx. 43,940 ± lbs

Overall Length	Overall Width	Gooseneck Length	Lower Deck Length	Lower Deck Height	Rear Deck Length	Rear Deck Height	Ground Clearance
58' 6" (703")	8' 6" (102")	15' 4" (185")	28' (336")	22"	15' 2" (182")	40"	6"

Main Deck	
Main Beam	16" T-1 Steel Std.
Main Beam Centers	39"
Side Rails	16" T-1 Steel
Crossmembers	10" & 4"
Spacing	12"
Outriggers	Full Height Removable
# of D-Rings	8 Ea Side
Front Ramps	Integrated
Concentrated Load	120,000 lbs in 12'
Rear Deck	
Riser	90° Rear Bridge Ramp
Rear Well Style	Boom & Bucket Well
# of D-Rings	2 Ea Side
Set up for 2+2 or 2+3 axle stinger	
Decking/Flooring	
Main Decking	2" Apitong - Open Center
Wheel Covers	Open - Bolster Style
Well Decking	Open
Electrical	
Lights	LED Plus 2 - Rear Strobes
Connector	7 Way Connector
Tires & Rims	
Tires	275/70R x 22.5 "H"
Rims	8.25 x 22.5 Hub Piloted Outer Aluminum

Axles, Suspension, & Running Gear	
# of Axles	3
Axle Spacing	60"
Axle Capacity	25,000lbs
Brakes	16 1/2" x 7" - 25K
Axle 1	Fixed Type 30/30 Non-ABS
Axle 2	Fixed Type 30/30 Non-ABS
Axle 3	Super Lift Type 30 Non-ABS
Air Ride Suspension - 25K	
Manual Dump System	
Gooseneck	
King Pin Style	2-Position Removable
King Pin Setting	18" & 30"
Swing Clearance	114" & 126"
5th Wheel Height	49"
King Pin	2"
Ride Height	5 - Position
53" Flip Box & Set up	
Finish	
Sandblast & Powder Coat	
Mud Flaps & Reflective Tape	
Flag Holders	
Hydraulics	
Wet Line Kit - Wing Nut Connection	

Dealer: