



LOWBOY, 50 TON
50LB468103



PRD-00468103 A.1



LOWBOY, 50 TON, GG
3 AXLE, DETACHABLE NON GROUND BEARING,
MAXIMUM PAYLOAD 100,000 LBS



HIGH QUALITY STEEL



Constructed with T-1 100K PSI yield strength Steel. The High Tensile Steel ensures the designed camber is retained, and allows for a longer product service life.

WARRANTY



Globe Trailer's 10 year structural warranty on all lowboys is the best in the industry. Most competitors offer only a 5 year warranty. This shows how committed Globe Trailers is to it's customers.

22" DECK HEIGHT




With a standard deck height of 22", Globe Trailers have lower overall height, which allows taller loads to be hauled.

ADDED SECURITY



Globe Trailers air lock with safety bar and spring extended pin ensures that the gooseneck locking pin will remain secured even if air pressure is lost.

12" CROSS MEMBER SPACING



Standard 12" stubbed cross member spacing produces added strength to the trailer and also less stress on the decking, leading to a longer life of the decking material.

LIGHTING SYSTEM



All Lighting is LED and mounted in rubber grommets to DOT standards.

COLOR OPTIONS



Globe Trailers can powder coat to the color of your choice.

AIR BAGS



30K pound rated large diameter air bags are standard. This allows for lower operating pressure and higher capacity when needed.

DECKING OPTIONS



Oak: Standard.
Apitong: Best strength to weight ratios of natural woods.
Rumber: Composite which is impervious to fluids, mud, oil and UV rays.

STANDARD FRONT RAMPS




Standard Steel Front ramps, for ease of front loading.

MULTI POSITION RIDE HEIGHT




Multi Position Ride Height options. Makes adjustments for various 5th wheel heights easy and allows for larger ground clearance or lower deck height.

V-STYLE GUIDE



V-Style guide with front tapered beams helps position the gooseneck locking pin, which makes hooking up to a Globe Trailer fast and easy. The locking pin guide rim helps prevent the gooseneck locking pin from coming loose in transit.

CENTRALLY LOCATED FITTINGS



Air, electric and hydraulic (when applicable) fittings are all centrally located at the base of the gooseneck inside a bolster. This makes for quick and easy connect and disconnect. The fittings are protected from possible contact with equipment being loaded or unloaded.

HEAVY DUTY FRONT OUTRIGGERS



Globe Trailers fabricated heavy duty pullout front outriggers provide added strength which is needed to accommodate the initial force when loading equipment. The outrigger is held in position with a spring loaded locking pin.

STEMCO WHEEL WARRANTY



5 year wheel end warranty. Guardian wheel seals, Pro-Torq spindle nuts and Sentinel hub caps.

COLOR CODED HOSES



Color coded air hoses allow for easy trouble shooting and maintenance.

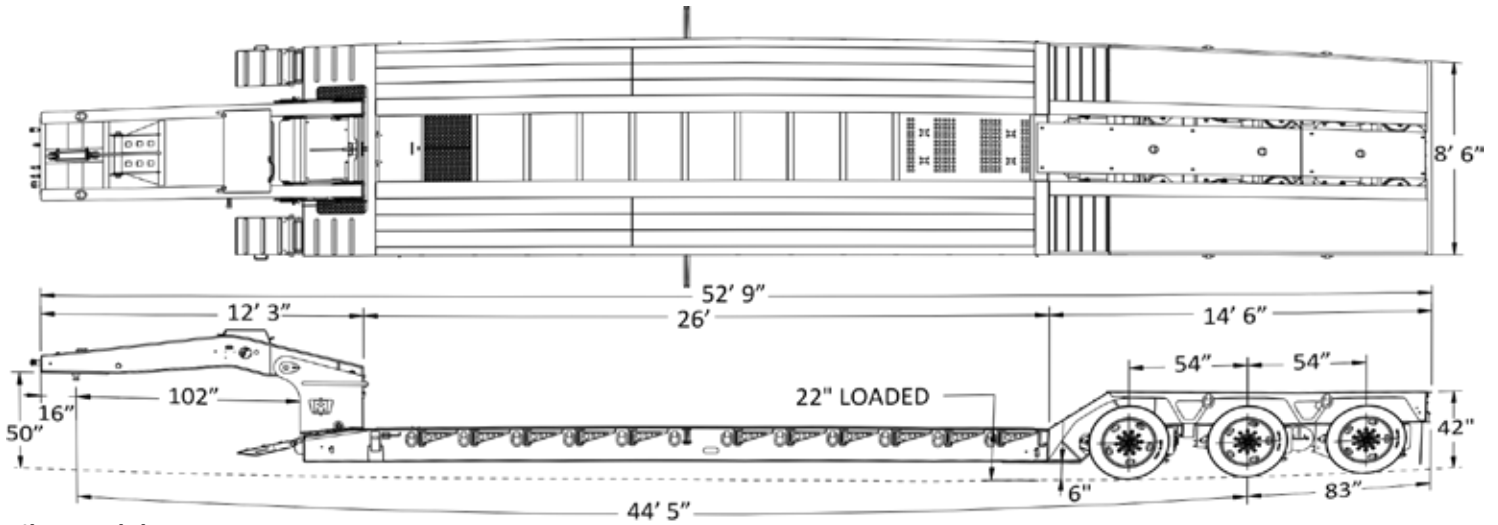
POLYURETHANE VS RUBBER BUSHING



| | |
|-------------------------------|-----------------------------|
| Reduced Maintenance | Increased Maintenance |
| Increased Trailer Lifetime | Needs Replacement |
| Increased Trailer Performance | Reduces Trailer Performance |
| Weather Resistant | Damaged from Weather |



All Globe Trailers are 100% powder coat finished. The entire process takes place at Globe's manufacturing facility. This eliminates the possibility of contamination occurring in transit between process phases. The process starts with sandblasting the trailer to near white, preheating the trailer steel in a dedicated, gas fired oven to optimum bonding temperature and applying an electrostatically charged zinc rich primer. The trailer then goes back in the oven to allow the primer to bond. After the primer has bonded, a top coat chosen from one of Globe Trailers' 188 color options is applied before once more going back in the oven to cure. The result is a durable, easily cleaned finish that protects the trailer from corrosion and ensures a long service life.



Trailer Model: GTBN503-53-26-GG

Weight: Apx. : 21520 ± lbs

| Overall Length | Overall Width | Gooseneck Length | Lower Deck Length | Lower Deck Height | Rear Deck Length | Rear Deck Height | Ground Clearance |
|----------------|---------------|------------------|-------------------|-------------------|------------------|------------------|------------------|
| 52' 9" | 8' 6" | 12' 3" | 26' | 22" loaded | 14' 6" | 42" | 6" |

| Main Deck | |
|--|---------------------------------|
| Main Beam | 16" T-1 Steel |
| Centers | 40" |
| Side Rails | 16" T-1 Steel |
| Crossmembers | 10" & 4" |
| Spacing | 12" |
| Outriggers | Removable Standard |
| # Of D-Rings | 13 each side |
| Front Ramps | Steel, 18" x 31" Standard |
| Concentrated Load | 100,000 lbs in 12' |
| Rear Deck | |
| Riser | 35° Rear Bridge Ramp |
| Rear Well Style | Boom & Bucket Well |
| # of D-Rings | 2 each side |
| Decking/Flooring | |
| Main Decking | 1.75" Apitong - Open Center |
| Wheel Covers | Steel Covered D-Plate |
| Well Decking | Removable D-Plate - Full Length |
| Expanded Metal in 1st bay with lockable lid & 2nd bay open storage behind GN | |
| Electrical | |
| Lights | LED Plus 2 - Rear Strobes |
| Connector | 7 Way Connector |
| Safety Night Light Package with Battery | |

| Axles, Suspension, & Running Gear | |
|--|--------------------------------------|
| # of Axles | 3 |
| Axle Spacing | 54" |
| Axle Capacity | 25,000 lbs |
| Brakes | 16 1/2" x 7" - 25K |
| ABS | 4S2M |
| Axle 1 | Fixed Type 30/30 ABS |
| Axle 2 | Fixed Type 30/30 ABS |
| Axle 3 | Super Lift Type 30 Non-ABS |
| Air Ride Suspension - 25K, Auto Dump | |
| Gooseneck | |
| King Pin Style | Fixed |
| King Pin Setting | 16" |
| Swing Clearance | 102" |
| 5th Wheel Height | 50" |
| King Pin | 2" |
| Ride Height | 5-Position |
| Hydraulics | |
| Wet Line Kit - Wing Nut Connection, 13HP Honda - Gas | |
| Tires & Rims | |
| Tires | 255/70R x 22.5 "H" |
| Rims | 8.25 x 22.5 Hub Piloted All Aluminum |
| Finish | |
| Sandblast & Powder Coat | |
| Mud Flaps & Reflective Tape | |
| Flag Holders | |

Dealer: