



DROP DECK, 50 TON
50DP495603



PRD: 00495603 A.1



DROP DECK, 50 TON
3 AXLE, MAXIMUM PAYLOAD 100,000 LBS



HIGH QUALITY STEEL

NuStrength™
HIGH PERFORMANCE STEEL

NuStrength™ HR100

**HIGH
PERFORMANCE
STEEL**

ULTRA HIGH STRENGTH SHEET
100 KSI / 700 MPA SHEET STEEL COMPARISON

Melted and Manufactured in the USA

Constructed with T-1 100K PSI yield strength Steel. The High Tensile Steel ensures the designed camber is retained, and allows for a longer product service life.

STEMCO WHEEL WARRANTY



5 year wheel end warranty.
Guardian wheel seals, Pro-Torq spindle nuts and Sentinel hub caps.

COLOR OPTIONS



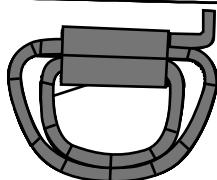
Globe Trailers can powder coat to the color of your choice

STANDARD OUTRIGGERS




Standard removable outriggers.

BUMPER LIFTING D-RINGS



"D" ring tie downs on upper and lower deck with a design load of 15,000 lbs.

12" CROSS MEMBER SPACING



Standard 12" stubbed cross member spacing produces added strength to the trailer and also less stress on the decking, leading to a longer life of the decking material.

LANDING GEAR



2 speed Landing Gear, allows for 160,000 lbs static load.

WHEEL OPTIONS



All Globe trailers come with standard HUB piloted disc wheels. Wheels are also available in all Aluminum or Outer Aluminum.

DECKING OPTIONS



Oak: Standard.
Apitong: Best strength to weight ratios of natural woods.
Rumber: Composite which is impervious to fluids, mud, oil and UV rays.

LIGHTING SYSTEM



All Lighting is LED and mounted in rubber grommets to DOT standards.

AIR BAGS



30,000 pound rated large diameter air bags are standard. This allows for lower operating pressure and higher capacity when needed.

COLOR CODED HOSES



Color coded air hoses allow for easy trouble shooting and maintenance.

AIR BAGS



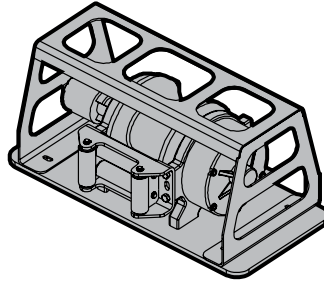
30,000 pound rated large diameter air bags are standard. This allows for lower operating pressure and higher capacity when needed.

WARRANTY



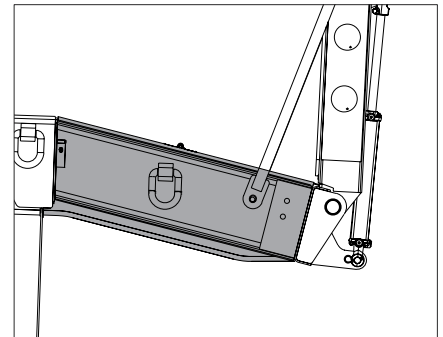
Globe Trailer's 10 year structural warranty on all lowboys is the best in the industry. Most competitors offer only a 5 year warranty. This shows how committed Globe Trailers is to it's customers.

WINCH SYSTEM



Available options for 20K hydraulic winch system. Mounted front and center of the upper deck. Standard cable length of 85' with shackle. Cable length options are available.

BEAVER TAIL



The Beavertail is an angled extension on the rear frame. This makes rear loading more convenient.

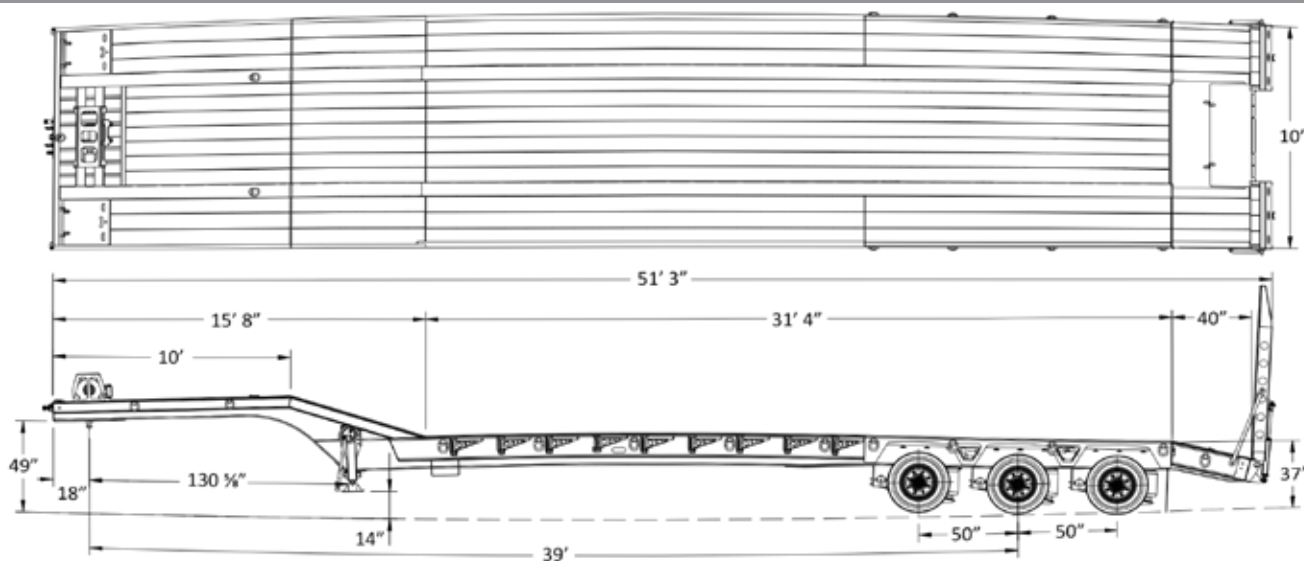
POLYURETHANE VS RUBBER BUSHING



Reduced Maintenance	Increased Maintenance
Increased Trailer Lifetime	Needs Replacement
Increased Trailer Performance	Reduces Trailer Performance
Weather Resistant	Damaged from Weather



All Globe Trailers are 100% powder coat finished. The entire process takes place at Globe's manufacturing facility. This eliminates the possibility of contamination occurring in transit between process phases. The process starts with sandblasting the trailer to near white, preheating the trailer steel in a dedicated, gas fired oven to optimum bonding temperature and applying an electrostatically charged zinc rich primer. The trailer then goes back in the oven to allow the primer to bond. After the primer has bonded, a top coat chosen from one of Globe Trailers' 188 color options is applied before once more going back in the oven to cure. The result is a durable, easily cleaned finish that protects the trailer from corrosion and ensures a long service life.



Trailer Model: GTFV503-51-32

Weight: Apx. _____ ± lbs

Overall Length	Overall Width	Gooseneck Length	Lower Deck Length	Lower Deck Height	Rear Deck Height	Ground Clearance
51' 3"	10'	10'	31' 4"	37"	37"	14"

Main Deck	
Main Beam	16" Fabricated I-Beam
Centers	12" Centers
Side Rails	12" Channel
Crossmembers	10" & 4"
Spacing	12"
D-Rings	5 Per Side
Capacity	100,000 lbs
Decking/Flooring	
Main Decking	2" nominal RUMBER Flooring
Wheel Covers	RUMBER between bolsters
D-Rings	5 Per Side
Hydraulic operated Rumber Filled ramps	
Electrical	
Lights	LED in Rubber Grommet Mounted to DOT Standards
Connector	7 Way SAE Connector
Tires & Rims	
Tires	235/75R x 17.5 "H"
Rims	6.75 x 17.5, 8 Hole Hub Piloted Steel
Finish	
Sandblast & Powder Coat	
Mud Flaps & Reflective Tape	
Flag Holders	

Axles, Suspension, & Running Gear	
# of Axles	3
Axle Spacing	50"
Axle Capacity	25,000lbs
Brakes	12.25" x 7" - 25K
ABS	4S2M
Axle 1	Fixed Type 30/30 Non ABS
Axle 2	Fixed Type 30/30 ABS
Axle 2	Fixed Type 30/30 ABS
Air Ride Suspension	
Gooseneck	
King Pin Style	Fixed
King Pin Setting	18"
Swing Clearance	130 5/8"
5th Wheel Height	49"
King Pin	2" Heavy Duty
20K Hydraulic winch, Two d-rings located on the rear of the top deck platform and one on the front of the platform	

Dealer: