



TAG-A-LONG, 25 TON
25TA895389



PRD: 00895389 A.1



TAG-A-LONG, 25 TON

3 AXLE, MAXIMUM PAYLOAD 50,000 LBS



TAG-A-LONG, 25 TON

FEATURES & BENEFITS



HIGH QUALITY STEEL

NuStrength™
HIGH PERFORMANCE STEEL

NuStrength™ HR100

**HIGH
PERFORMANCE
STEEL**

ULTRA HIGH STRENGTH SHEET
100 KSI / 700 MPA SHEET STEEL COMPARISON

Melted and Manufactured in the USA

Constructed with T-1 100K PSI yield strength Steel. The High Tensile Steel ensures the designed camber is retained, and allows for a longer product service life.

WHEEL OPTIONS



All Globe trailers come with standard HUB piloted disc wheels. Wheels are also available in all Aluminum or Outer Aluminum.

LIFT AXLE



Lift Axle distributes the load carrying capacity on the other axles, also increases the tire & axle life over wear & tear. Keep lifted in unloaded, and grounded in loaded conditions.

HYDRAULIC RAMPS



Hydraulic ramp upgrade available for easier use.

BEAVER TAIL



The Beavertail is an angled extension on the rear frame. This makes rear loading more convenient.

AXLES



25,000 lbs capacity axles.

LANDING GEAR



2 speed Landing Gear, allows for 160,000 lbs static load.

COLOR OPTIONS



Globe Trailers can powder coat to the color of your choice.

LIGHTING SYSTEM




All Lighting is LED and mounted in rubber grommets to DOT standards.

STEMCO WHEEL WARRANTY



5 year wheel end warranty. Guardian wheel seals, Pro-Torq spindle nuts and Sentinel hub caps.

SUSPENSION



Heavy duty tandem-axle spring ride suspension.

DECKING OPTIONS



Oak: Standard.

Apitong: Best strength to weight ratios of natural woods.

Rumber: Composite which is impervious to fluids, mud, oil and UV rays.

HEAVY DUTY PINTLE EYE



3" Pintle eye, with 4 adjustable height positions, with 2 heavy duty safety chains and grab hooks.

COLOR CODED HOSES



Color coded air hoses allow for easy trouble shooting and maintenance.

TOOL BOX



Lockable tool box with anti theft provisions available.

WARRANTY




Globe Trailer's 5 year structural warranty on all lowboys is the best in the industry. Most competitors offer only a 5 year warranty. This shows how committed Globe Trailers is to it's customers.

POWER PACK



Power pack option for rear hydraulic ramps.

TIE DOWNS



D-rings on each side of the deck make it easier to secure loads to the trailer.

POLYURETHANE VS RUBBER BUSHING



Reduced Maintenance

Increased Maintenance

Increased Trailer Lifetime

Needs Replacement

Increased Trailer Performance

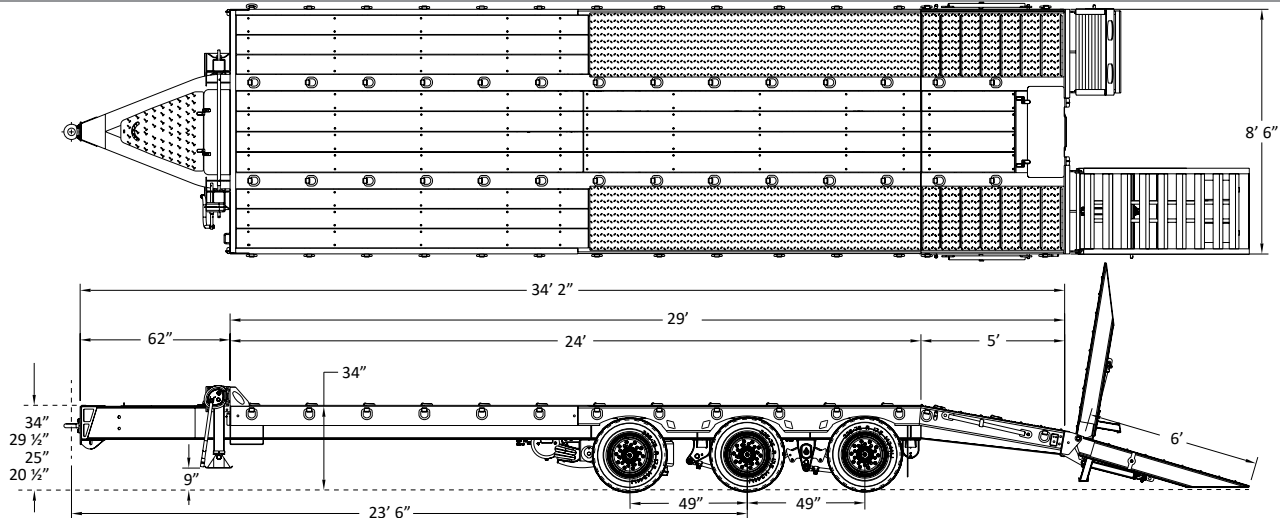
Reduces Trailer Performance

Weather Resistant

Damaged from Weather



All Globe Trailers are 100% powder coat finished. The entire process takes place at Globe's manufacturing facility. This eliminates the possibility of contamination occurring in transit between process phases. The process starts with sandblasting the trailer to near white, preheating the trailer steel in a dedicated, gas fired oven to optimum bonding temperature and applying an electrostatically charged zinc rich primer. The trailer then goes back in the oven to allow the primer to bond. After the primer has bonded, a top coat chosen from one of Globe Trailers' 188 color options is applied before once more going back in the oven to cure. The result is a durable, easily cleaned finish that protects the trailer from corrosion and ensures a long service life.



Trailer Model: GTTU253-35-24

Weight: Apx. : _____ ± lbs

Overall Length	Overall Width	Deck Length	Deck Height	Beavertail Length	Drawbar Length
34' 2"	8' 6"	24' TA	34"	60"	62"

Frame	
Main Beam	14 x 6.75 @ 30#
Main Beam Centers	41"
Side Rails	8" Channel
Crossmembers	4" Jr. I Beams
Spacing	12"
Bumper	10" Channel
Header	8" Channel
# of D-Rings	14 Ea Side
Drawbar	
Tool Box	Lockable w/ Steel Grating
Hitch Type	3" Pintle Hitch
Safety Chains with Hooks	
Beavertail & Ramps	
Beavertail 60"	
Rear Ramps 35" x 72"	
Hydraulic, Cleated	
Electrical	
Lights	LED Plus 2 - Rear Strobes
Connector	7 Way Connector
Decking/Flooring	
Main Decking	1.75", Apitong Full Width
Beavertail Flooring	Steel Covered D-Plate w/Grousers

Axles, Suspension, & Running Gear	
# of Axles	3
Axle Spacing	49"
Axle Capacity	25,000 lbs
Brakes	12 ¼" x 7 ½" - 25K
ABS	2S1M
Axle 1	Super Lift Type 30 Non-ABS
Axle 2	Fixed Type 30/30 Non-ABS
Axle 3	Fixed Type 30/30 ABS
Suspension	Spring Ride 25K
Landing Gear	Dual 2-Speed 50K Drop Leg Jacks - 17"
Tires & Rims	
Tires	235/75R x 17.5 "H"
Rims	6.75 X 17.5 Hub Piloted Steel
Finish	
Sandblast and Powder Coat	
Mud Flaps & Reflective Tape	
Flag Holders	
Dealer:	