



JEEP, 75 Ton
75JP141014



JEEP, 75 Ton
3 AXLE, NON DETACHABLE,
MAXIMUM PAYLOAD 150,000 LBS



HIGH QUALITY STEEL

Constructed with T-1 100K PSI yield strength Steel. The High Tensile Steel ensures the designed camber is retained, and allows for a longer product service life.

COLOR OPTIONS

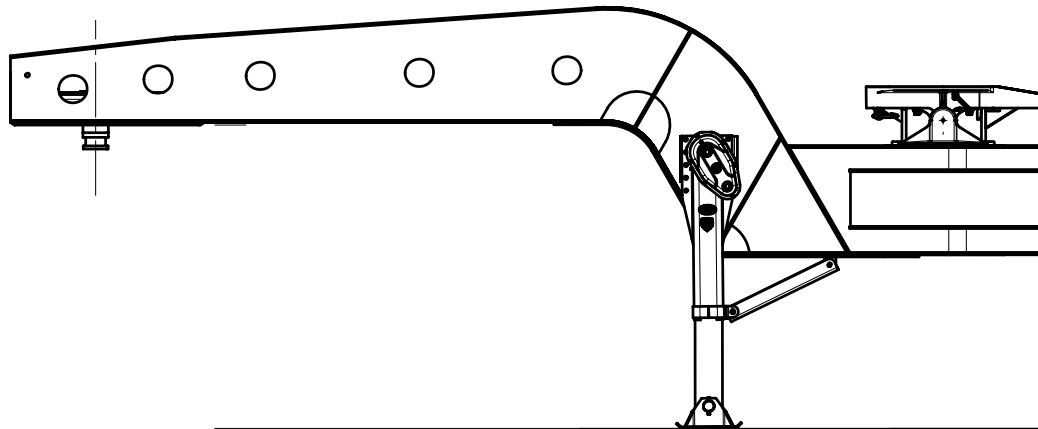
Globe Trailers can powder coat to the color of your choice.

LIGHTING SYSTEM

All Lighting is LED and mounted in rubber grommets to DOT standards.

WHEEL OPTIONS

All Globe trailers come with standard HUB piloted disc wheels. Wheels are also available in all Aluminum or Outer Aluminum.

**SUSPENSION**

Capacity 30,00 lbs, axle suspension rated at 30,000 lbs with 30,000 lb air bags.

COLOR CODED HOSES

Color coded air hoses allow for easy trouble shooting and maintenance.

AIR BAGS

30,000 pound rated large diameter air bags are standard. This allows for lower operating pressure and higher capacity when needed.

OFF ROAD TIRES



Special thread compound for enhanced resistance to cuts, chips, and tears. A wider foot print for extra traction and stability.

LANDING GEAR

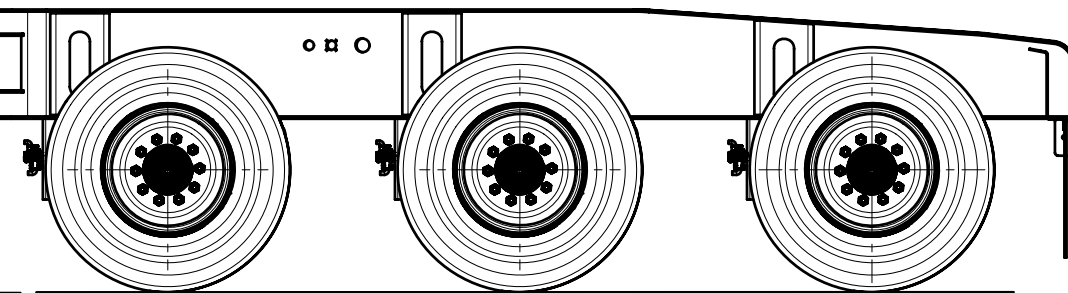


2 speed Landing Gear, allows for 160,000 lbs static load.

STEMCO WHEEL WARRANTY



5 year wheel end warranty. Guardian wheel seals, Pro-Torq spindle nuts and Sentinel hub caps.



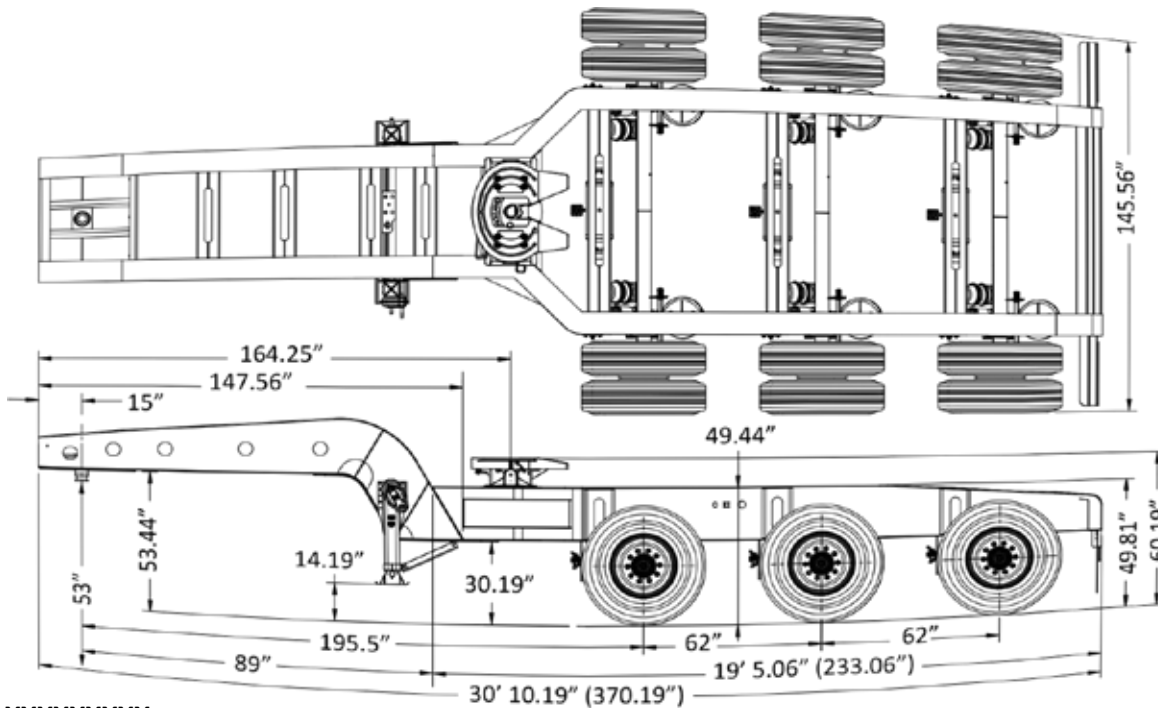
POLYURETHANE VS RUBBER BUSHING



Reduced Maintenance	Increased Maintenance
Increased Trailer Lifetime	Needs Replacement
Increased Trailer Performance	Reduces Trailer Performance
Weather Resistant	Damaged from Weather



All Globe Trailers are 100% powder coat finished. The entire process takes place at Globe's manufacturing facility. This eliminates the possibility of contamination occurring in transit between process phases. The process starts with sandblasting the trailer to near white, preheating the trailer steel in a dedicated, gas fired oven to optimum bonding temperature and applying an electrostatically charged zinc rich primer. The trailer then goes back in the oven to allow the primer to bond. After the primer has bonded, a top coat chosen from one of Globe Trailers' 188 color options is applied before once more going back in the oven to cure. The result is a durable, easily cleaned finish that protects the trailer from corrosion and ensures a long service life.



Trailer Model: XXXXXXXXXX

Weight: Apx. XXXXX ± lbs

Overall Length	Overall Width	Gooseneck Length	Deck Length	Deck Height	5th Wheel Height	Ground Clearance
30' 10" (370")	145.6"	147.6"	233"	49.81"	60.2"	30.2"

Main Deck	
Main Beam	19 1/4" Domex 100 KSI
Centers	80 1/4" Standard
Crossmembers	12 x 8 x 1/4" Box Section
Spacing	26"
Electrical	
Lights	LED Plus 2 - Rear Strobes
Connector	7 Way Connector
5th Wheel	
SAF – Holland FW0165	
Tires & Rims	
Tires	315/80R x 22.5 "H"
Rims	8.25 x 22.5 Hub Piloted Steel
Landing Gear	
Mark V Landing Gear	
Gooseneck	
King Pin Style	Removable/Detachable
King Pin Setting	15"
Swing Clearance	89"
5th Wheel Height	53"
King Pin	2" & 3.5" Double Ended

Axles, Suspension & Running Gear	
# of Axles	3
Axle Spacing	62"
Axle Capacity	30,000lbs
Brakes	16 1/2" x 7" - 30K
ABS	Option
Axle 1	Fixed Type 30/30 Non ABS
Axle 2	Fixed Type 30/30 Non ABS
Axle 3	Fixed Type 30/30 Non ABS
Air Ride Suspension - 30K	
Manual dump	
Finish	
Sandblast & Powder Coat	
Mud Flaps & Reflective Tape	
Flag Holders	

Dealer: