

Trailer Model: GTF121-30

Weight: Apx. _____ ± lbs

Overall Length	Overall Width	5th Wheel Height	Front Deck Height	Rear Deck Height	Ground Clearance
30'	8'	48"	59"	54"	10 ¼"

Main Deck	
Main Beam	100 KSI flanges and webs.
Centers	36" Standard
Side Rails	6" Structural Channel
Crossmembers	4" Jr. I Beams on 8" Centers
Stake Pockets	24" center, both sides, front & rear, with rubrails, rear with double pipe spools
Decking/Flooring	
Main Decking	1 ¾" Apitong Shiplap Flooring
Electrical	
Lights	LED Plus 2 - Rear Strobes
Connector	7 Way Connector
Tires & Rims	
Tires	11R X 22.5 "H"
Rims	8.5 x 22.5 Hub Piloted Steel
Options	
Steel removable header rack 42" in height	
Spare tire wheel assembly with basket carrier under chassis curside	
Removable stake bodies all sides	
Rubber bumpers on rear	

Axles, Suspension, & Running Gear	
# of Axles	1
Axle Capacity	25,000lbs
Brakes	16 ½" x 7" - 25K
ABS	2S1M
Axle 1	Fixed Type 30/30 ABS
Spring ride suspension	
2-Speed Landing Gear	
King Pin and Swing Clearance	
King Pin Style	Fixed
King Pin Setting	36"
Swing Clearance	98 ½"
5th Wheel Height	48"
King Pin	2" Heavy Duty
Finish	
Sandblast & Powder Coat	
Mud Flaps & Reflective Tape	

Dealer:

HIGH QUALITY STEEL



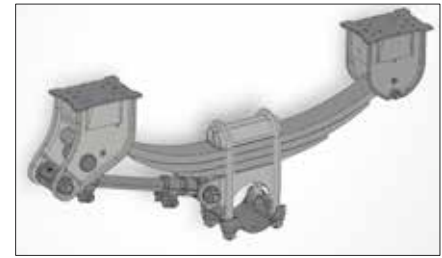
Constructed with T-1 100K PSI yield strength Steel. The High Tensile Steel ensures the designed camber is retained, and allows for a longer product service life.

STEMCO WHEEL WARRANTY



5 year wheel end warranty. Guardian wheel seals, Pro-Torq spindle nuts and Sentinel hub caps.

SUSPENSION



Heavy Duty single axle Spring ride suspension.

LANDING GEAR



2 speed Landing Gear, allows for 160,000 lbs static load.

REAR BUMPER



DOT certified rear under ride bumper with high visibility reflective tape and rubber docking bumpers.

DECKING OPTIONS



Oak: Standard.
Apitong: Best strength to weight ratios of natural woods.
Rumber: Composite which is impervious to fluids, mud, oil and UV rays.

LIGHTING SYSTEM



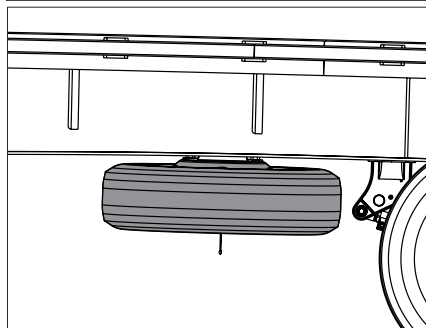
All Lighting is LED and mounted in rubber grommets to DOT standards.

WHEEL OPTIONS



All Globe trailers come with standard HUB piloted disc wheels. Wheels are also available in all Aluminum or Outer Aluminum.

MOUNTED SPARE TIRE



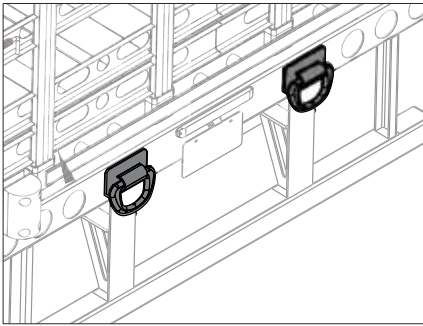
Spare tire wheel assembly with basket carrier under chassis curbside.

WIDE TURN SIGNALS



Optional wide turn indicators available.

TIE DOWN RINGS



Tie down rings at rear on the bumper, and at front near the landing gear.

HEAD RACK



Optional detachable steel bulkhead, 48" high with optional work lights.

COLOR CODED HOSES



Color coded air hoses allow for easy trouble shooting and maintenance.

COLOR OPTIONS



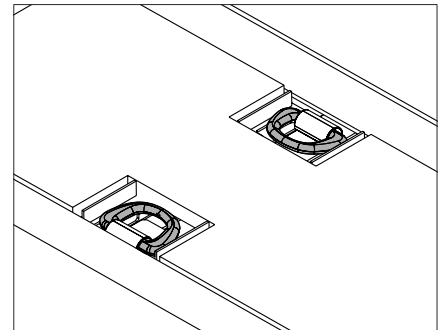
Globe Trailers can powder coat to the color of your choice.

RUB RAIL



2 1/2" rolled formed steel. 6" Structural Channel @ 6.5 lbs/ft, 5/16" Thick Stake Pockets 1 5/8" x 3 1/2" x 1/4", 24" O/C, 1/4" x 3" Rub rail.

D RINGS



"D" ring tie downs on upper and lower deck with a design load of 15,000 lbs.

POLYURETHANE VS RUBBER BUSHING



Reduced Maintenance	Increased Maintenance
Increased Trailer Lifetime	Needs Replacement
Increased Trailer Performance	Reduces Trailer Performance
Weather Resistant	Damaged from Weather



All Globe Trailers are 100% powder coat finished. The entire process takes place at Globe's manufacturing facility. This eliminates the possibility of contamination occurring in transit between process phases. The process starts with sandblasting the trailer to near white, preheating the trailer steel in a dedicated, gas fired oven to optimum bonding temperature and applying an electrostatically charged zinc rich primer. The trailer then goes back in the oven to allow the primer to bond. After the primer has bonded, a top coat chosen from one of Globe Trailers' 188 color options is applied before once more going back in the oven to cure. The result is a durable, easily cleaned finish that protects the trailer from corrosion and ensures a long service life.