



DLA Contract  
SPE8EC-19-D-0039



GSA Contract  
GS-30F-0027R



**LOWBOY, 50 TON**  
50LB470165



PRD-00470165 A.1



**LOWBOY, 50 TON, GG**  
3 AXLE, DETACHABLE NON GROUND BEARING,  
MAXIMUM PAYLOAD 100,000 LBS



HIGH QUALITY STEEL



Constructed with T-1 100K PSI yield strength Steel. The High Tensile Steel ensures the designed camber is retained, and allows for a longer product service life.

WARRANTY



Globe Trailer's 10 year structural warranty on all lowboys is the best in the industry. Most competitors offer only a 5 year warranty. This shows how committed Globe Trailers is to it's customers.

22" DECK HEIGHT




With a standard deck height of 22", Globe Trailers have lower overall height, which allows taller loads to be hauled.

ADDED SECURITY



Globe Trailers air lock with safety bar and spring extended pin ensures that the gooseneck locking pin will remain secured even if air pressure is lost.

12" CROSS MEMBER SPACING



Standard 12" stubbed cross member spacing produces added strength to the trailer and also less stress on the decking, leading to a longer life of the decking material.

STEMCO WHEEL WARRANTY



5 year wheel end warranty. Guardian wheel seals, Pro-Torq spindle nuts and Sentinel hub caps.

AIR BAGS



30K pound rated large diameter air bags are standard. This allows for lower operating pressure and higher capacity when needed.

DECKING OPTIONS



**Oak:** Standard.  
**Apitong:** Best strength to weight ratios of natural woods.  
**Rumber:** Composite which is impervious to fluids, mud, oil and UV rays.

STANDARD OUTRIGGERS




Standard removable outriggers.

**MULTI POSITION RIDE HEIGHT**




Multi Position Ride Height options. Makes adjustments for various 5th wheel heights easy and allows for larger ground clearance or lower deck height.

**V-STYLE GUIDE**



V-Style guide with front tapered beams helps position the gooseneck locking pin, which makes hooking up to a Globe Trailer fast and easy. The locking pin guide rim helps prevent the gooseneck locking pin from coming loose in transit.

**CENTRALLY LOCATED FITTINGS**



Air, electric and hydraulic (when applicable) fittings are all centrally located at the base of the gooseneck inside a bolster. This makes for quick and easy connect and disconnect. The fittings are protected from possible contact with equipment being loaded or unloaded.

**LIGHTING SYSTEM**



All Lighting is LED and mounted in rubber grommets to DOT standards.

**COLOR OPTIONS**



Globe Trailers can powder coat to the color of your choice.

**COLOR CODED HOSES**



Color coded air hoses allow for easy trouble shooting and maintenance.

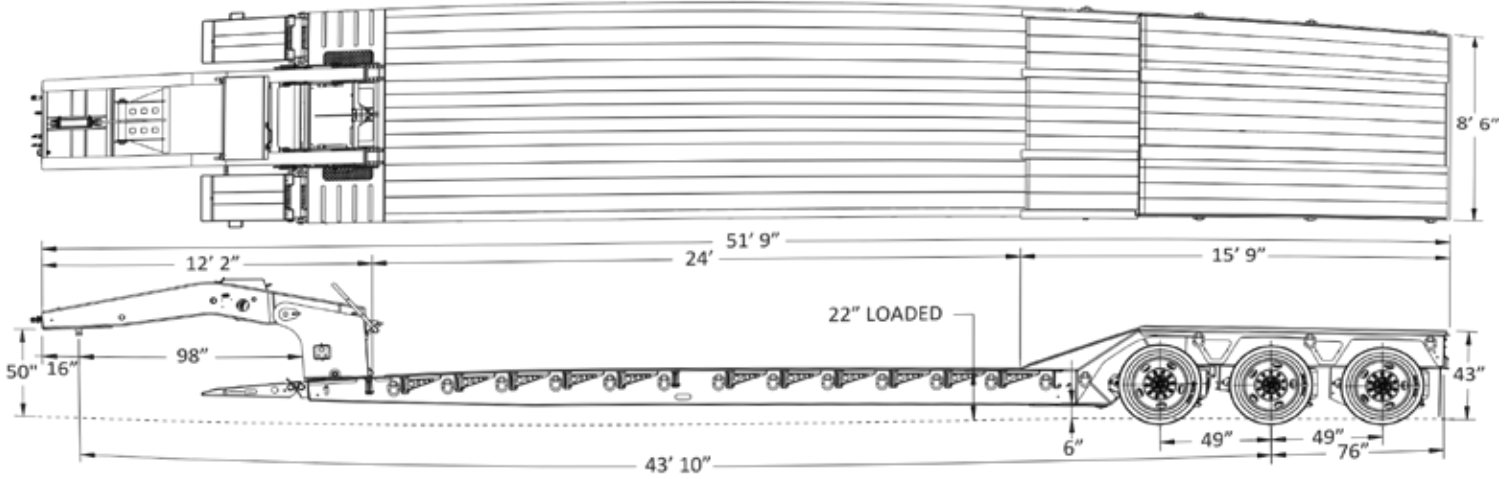
**POLYURETHANE VS RUBBER BUSHING**



Reduced Maintenance	Increased Maintenance
Increased Trailer Lifetime	Needs Replacement
Increased Trailer Performance	Reduces Trailer Performance
Weather Resistant	Damaged from Weather



All Globe Trailers are 100% powder coat finished. The entire process takes place at Globe's manufacturing facility. This eliminates the possibility of contamination occurring in transit between process phases. The process starts with sandblasting the trailer to near white, preheating the trailer steel in a dedicated, gas fired oven to optimum bonding temperature and applying an electrostatically charged zinc rich primer. The trailer then goes back in the oven to allow the primer to bond. After the primer has bonded, a top coat chosen from one of Globe Trailers' 188 color options is applied before once more going back in the oven to cure. The result is a durable, easily cleaned finish that protects the trailer from corrosion and ensures a long service life.



Trailer Model: GTBN503-52-24-GG

Weight: Apx. \_\_\_\_\_ ± lbs

Overall Length	Overall Width	Gooseneck Length	Lower Deck Length	Lower Deck Height	Rear Deck Length	Rear Deck Height	Ground Clearance
51' 9"	8' 6"	12' 2"	24'	22" loaded	15' 9"	43"	6"

Main Deck	
Main Beam	16" T-1 Steel
Centers	40" Standard
Side Rails	16" T-1 Steel
Crossmembers	10" & 4"
Spacing	12"
Outriggers	Removable Standard
# Of D-Rings	12 each side
Front Ramps	Wood Filled, 22" X 41"
Concentrated Load	100,000 lbs in 12'
Rear Deck	
Riser	3:1 Ratio on Riser 54" Transition
Rear Well Style	Level - Flush Across Rear Deck
# of D-Rings	4 each side
Decking/Flooring	
Main Decking	1.75" Apitong Full Width
Wheel Covers	Apitong Covered
Well Decking	Apitong Covered
Electrical	
Lights	LED Plus 2 - Rear Strobes
Connector	7 Way Connector
Tires & Rims	
Tires	255/70R x 22.5 "H"
Rims	8.25 x 22.5 Hub Piloted Steel
Hydraulics	
Wet Line Kit - Wing Nut Connection, 13 HP Engine	

Axles, Suspension, & Running Gear	
# of Axles	3
Axle Spacing	49"
Axle Capacity	25,000 lbs
Brakes	16 1/2" x 7" - 25K
ABS	4S2M
Axle 1	Fixed Type 30/30 ABS
Axle 2	Fixed Type 30/30 ABS
Axle 3	Super Lift Type 30 Non-ABS
Air Ride Suspension - 25K, Auto Dump	
Gooseneck	
King Pin Style	Fixed
King Pin Setting	16"
Swing Clearance	98"
5th Wheel Height	50"
King Pin	2"
Ride Height	5-Position
Lockable tool box in gooseneck base	
Finish	
Sandblast & Powder Coat	
Mud Flaps & Reflective Tape	
Flag Holders	

Dealer: